

EU Datathon 2018

Data from
European Working Conditions Survey
and
European Quality of Life Survey

Agnes Parent-Thirion - Senior research manager (Working conditions)

Tadas Leončikas - Senior research manager (Social policies)

Centre of expertise



TOWARDS UPWARD CONVERGENCE 2017-2020



EUROFOUND IS AN AGENCY OF THE
EUROPEAN UNION

Mission

To provide knowledge to assist in the development of better social, employment and work-related policies.

(1975 Foundation Regulation)



The European Working Conditions Survey



1990/91;
1995/96;
2000;
2005;
2010;
2015;
2020 (planned)

Coverage:

General population 18+ →
← All those at work

All EU Member States
Open to EU candidate
countries and EFTA countries

Data:

Representative
Random sampling
Advance quality assurance
Weights provided in dataset
Multiple rounds (trend data)

Face-to-face interviews
Questionnaires available in
← 49 languages
37 languages →

The European Quality of Life Survey



2003
2007
2011
2016

Living and working conditions of people in Europe

European Working Conditions Survey

- **Job quality**
 - Autonomy in work
 - Work intensity
 - Leadership
 - Working time arrangements
 - Learning and training
 - Remuneration
 - Violence at work
 - Employment status
- **Company practices**
- **Quality of working life**
 - Career prospects
 - Work life balance
 - Engagement
 - Well being at work
 - Sustainable work

European Quality of Life Survey

- **Quality of life**
 - Happiness, health, well-being
 - Work-life balance
- **Quality of public services**
 - Quality ratings
 - Neighbourhood services
- **Quality of society**
 - Trust
 - Social tensions
 - Social exclusion and participation
 - Life online

Survey questions: examples

European Working Conditions Survey

- Generally does your main job involve **learning new things**?
- Does your job involve working to tight **deadlines**?
- Is your immediate boss, **a man or a woman**?
- Does your job involve handling **angry clients**?
- Do your **colleagues help and support** you?
- Does your job give you the feeling of **work well done**?
- Provided that you could make a free choice regarding your working hours and taking into account the need to earn a living: **How many hours per week would you prefer to work?**

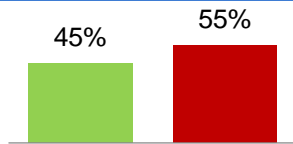
European Quality of Life Survey

- How **satisfied** are you with your life these days?
- My daily life has been filled with **things that interest me**.
- Can your household afford to **have friends or family for a drink or meal** at least once a month?
- Problems with **air quality** in the neighbourhood
- How worried are you that your **income in old age** will not be sufficient?
- **Trust in the police**
- I feel **close to people** in the area where I live.
- **Found a job through the Internet**.
- Experienced **online harassment**

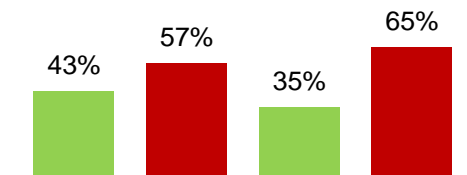
Quality of life and society: use of public administration services online

Over the last 12 months, have you used any online facility of public administration (tax returns, applications for benefit claims, driving license, passport, etc.)

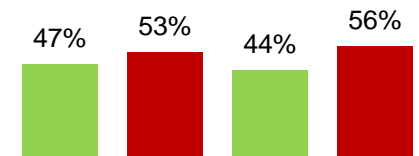
EU28 average



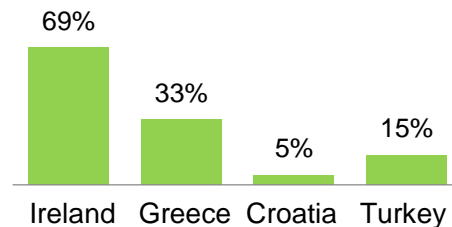
Young Old



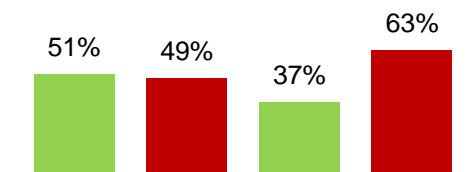
Male Female



EU countries Candidate countries



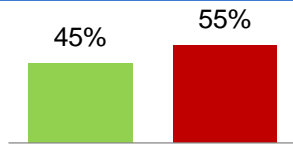
Employed Not employed



Quality of life and society: use of public administration services online

Over the last 12 months, have you used any online facility of public administration (tax returns, applications for benefit claims, driving license, passport, etc.)

EU28 average

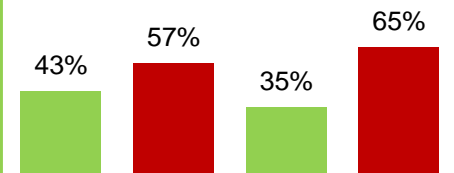


Data accessible:

- In online data visualisation tool
- As Excel tables
- Microdata (across survey waves, if applicable)

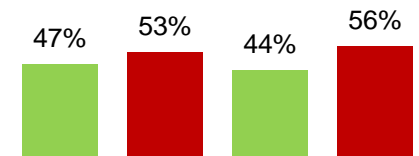
Young

Old



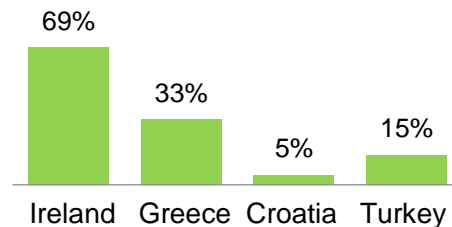
Male

Female



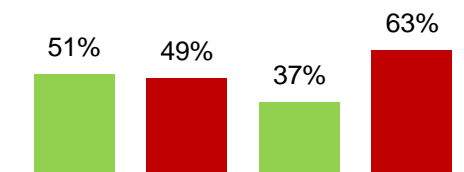
EU countries

Candidate countries

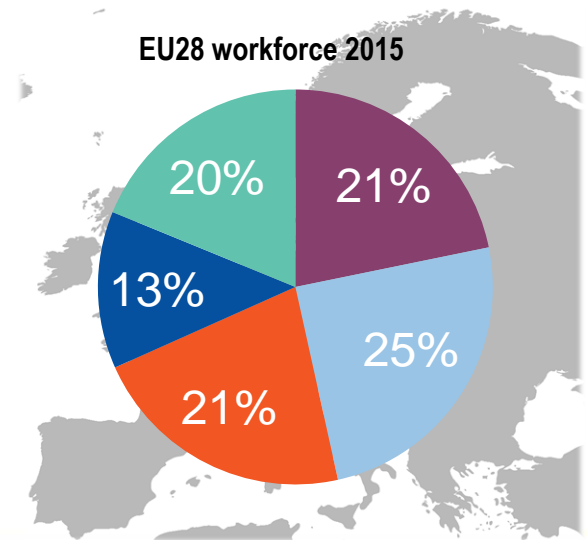
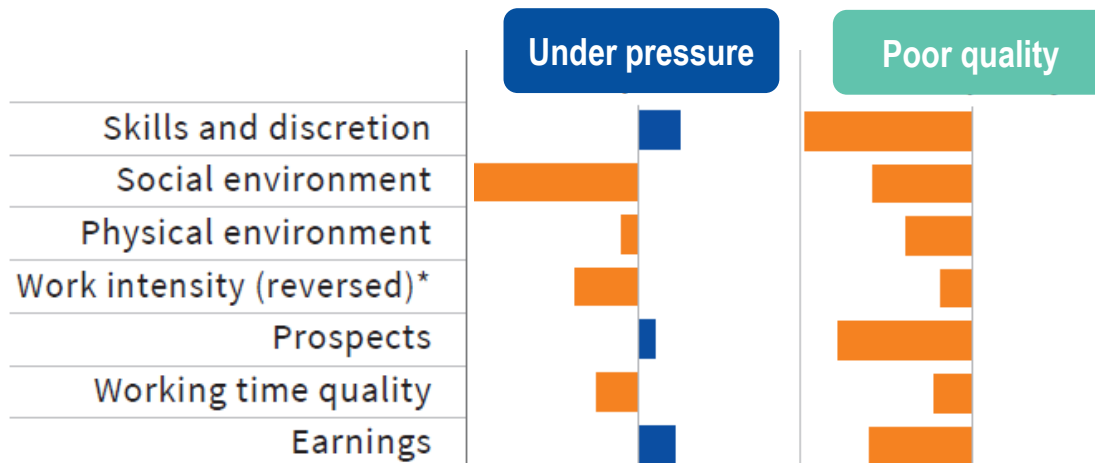
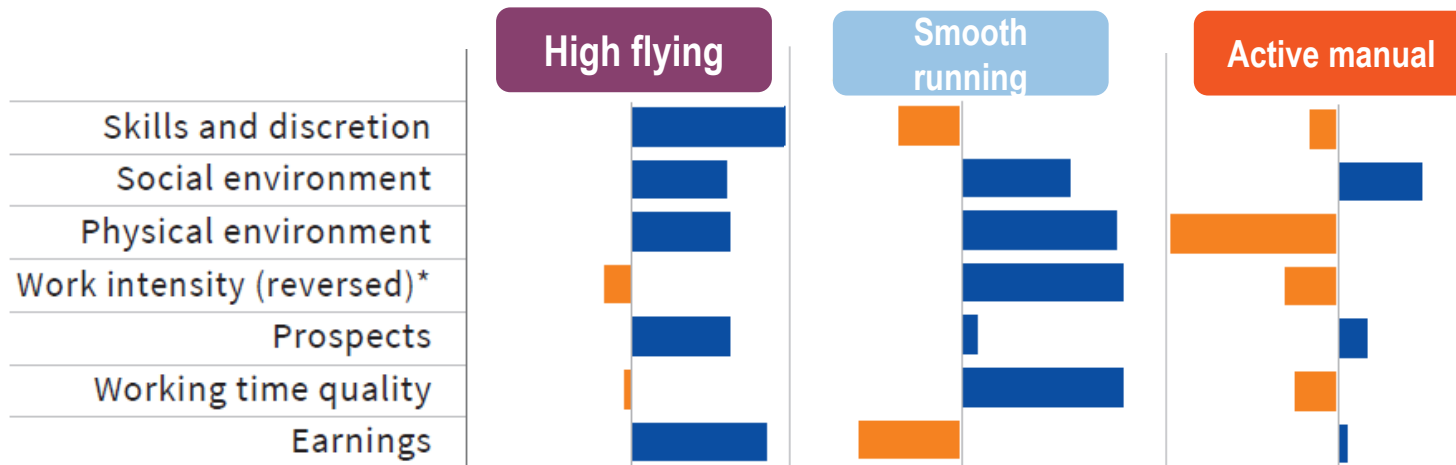


Employed

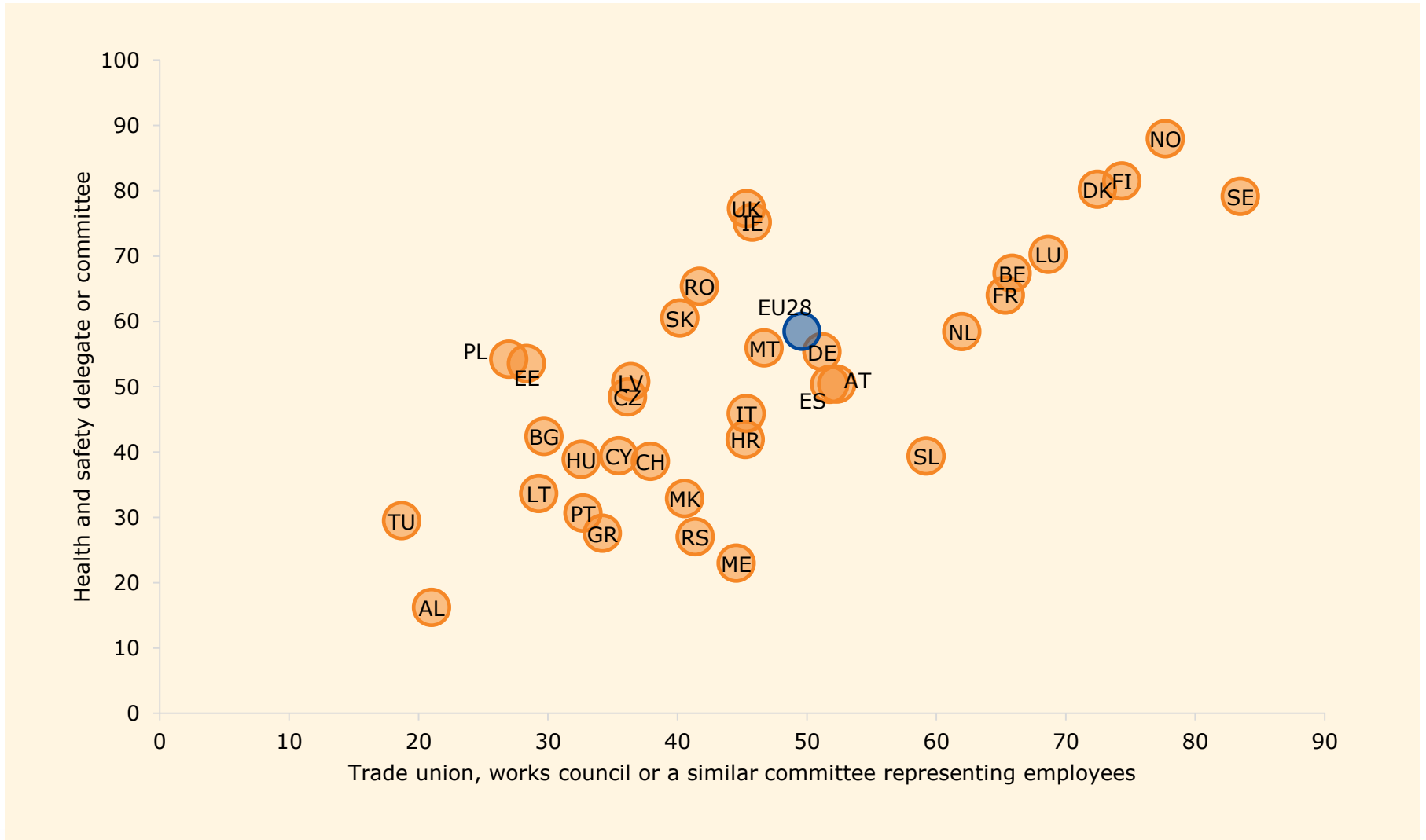
Not employed



Job quality profiles: there is no perfect job



But together, we can change work



Source: 6EWCS, EU28, reweighted

Opportunities?

- A unique insight into **daily lives of Europeans**
- Data popular among **policy makers and researchers = high visibility**

Opportunities to be further developed:

- **Enriching other databases**
- Reaching broader audiences with **new applications:** bringing the survey results to the people

Opportunities?

Combine data with other datasets

- Check how the extent of online use of public administration services (EQLS) compares to levels of corruption (Corruption Perception Index by Transparency International)
- Connect job quality and vacancy data
- Connect low quality jobs with election results

Use data to identify opportunities

- Look for online business opportunities by spotting countries that are dissatisfied with certain types of services, but at the same time have a high internet usage (or could have internet access promoted)
- "The best or worst jobs" - rank occupations by job quality

Rate your job, tell us about your quality of life

Re-use our indexes

- Enrich a job board or job search engine by adding questions that re-use our job quality or management quality indexes

Thank you for your time

All info and weblinks to data and survey results:
<http://eurofound.link/EUdatathon>